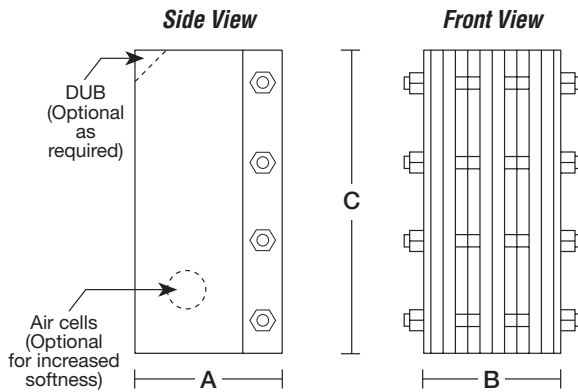


VERTICAL PUSH KNEE FENDER

MODEL 115 — DESIGN SPECIFICATIONS



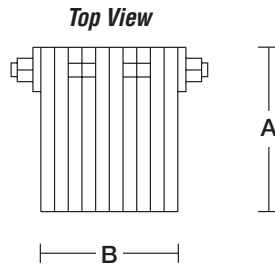
Features

- Reinforced laminated rubber sections compressed onto 1¹/₄" or 1¹/₂" steel rods and secured with heavy-duty steel flatbar or angle
- Entire length of fender can be welded directly to push knee structure
- Provides up to 550% more rubber protection (11" vs. 2") as compared to molded rubber
- Tough plies of reinforced rubber virtually eliminates chipping, unlike molded rubber or wood plank bumpers
- Compression tests have demonstrated maximum impact absorption and reflection (see insert for load deflection/energy absorption)
- Air cells can be punched into rubber sections to increase "softness"
- Unaffected by salt water, ozone, and oil
- 100% of rubber content is certified to be recycled

Attachment Systems

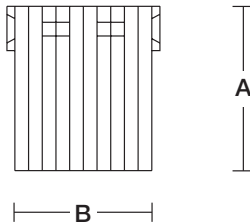
A. STANDARD

- (as shown above)
- securing flatbar welded directly to knee



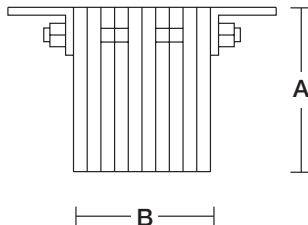
B. COUNTERSINK

- same as A except through rods are countersunk and welded into flatbar
- welded or bolted into existing channel



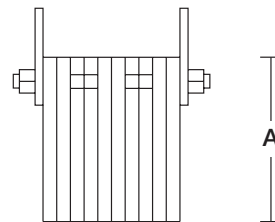
C. ANGLE

- securing angle welded or bolted directly to knee



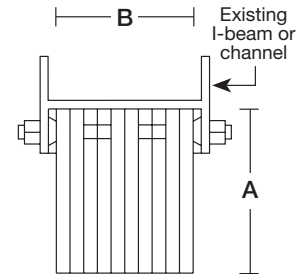
D. EXTENDED

- securing flatbar extends over knee structure for welding or bolting



E. WELD-LESS

- countersink style with pre-punched through ways
- attachment bolts pass through I-beam or channel and pre-punched through ways in fender
- no welding required



PART NO.	A	B	C	WT LBS PER SQUARE FT
SR 115 V	6" to 11"	6" to 240"	12" to 120"	6" – 43
				7" – 47
				8" – 52
				9" – 56
				10" – 61
				11" – 65

Specify attachment system when placing order.

See insert for Load Deflection, Energy Absorption, and Architectural Specifications.

9

SCHUYLER MARITIME COMPANY, LLC.

204 Ida Road
Broussard, Louisiana 70518

866-347-9445 TOLL FREE

Phone: 337/248-1426

Fax: 337/837-3610

Website: www.schuylermaritime.com

email: sales@schuylermaritime.com

PROTECTION
SINCE 1950

